



Landscape Product Guide

MIDWEST USA | EDITION 1.1



INTRODUCTION

Less is more.

While products are an important part of what forms the backbone of our company, we like to think it's less about products, and more about people. More about our customers, their needs, ambitions, and goals. More about our employees, their well-being, and their dedication to our customers.

As we look back over the last few years at the many re-alignments of resources that have enabled us to work smarter together, we know that less really is more. Less time spent working harder developing new products; and more time spent working smarter on innovative ways to incorporate the most popular colors and textures across both masonry and landscape product lines, is moving us all toward a more cohesive experience.

As we look forward, we remain committed to doing more, and doing better; in ways that will help all of our people do the same. We are committed to more progress, more education, more service, more communication, with less friction, stress, and guesswork. I want to take this opportunity to thank all of you for being a part of our journey.



David R. Carter
President
Brampton Brick Limited





MANUFACTURING EXCELLENCE & QUALITY

Our commitment.

Through thick and thin, our company is constantly evolving. We've expanded our manufacturing many times over the years, most recently at our Brampton concrete plant. This expansion gives us the capacity to produce both masonry and landscape products, as an integrated masonry and landscape products manufacturer and a single source for quality, durability and long-lasting style.

Your trust keeps us focused on our goal, and motivates us to strive to do more, to do better, to evolve along with the needs of our clients and industry trends. From our state-of-the-art production facilities to quality control, distribution and customer service, we ensure our products are made to last.

Thank you for making us your **ONE Trusted Source.**



Employees at our Brampton concrete products plant

150⁺

YEARS OF
MANUFACTURING
CONCRETE LANDSCAPE
& MASONRY PRODUCTS

400⁺

DEDICATED
EMPLOYEES WORKING
TO SERVE YOU

8

MANUFACTURING
FACILITIES ACROSS
NORTH AMERICA

295⁺

DEALERS ACROSS
NORTH AMERICA

STRENGTH & INTEGRITY

Our guarantee.



Oaks Landscape Products are manufactured to the highest quality standards in a tightly controlled, fully monitored production environment. Oaks Landscape Products warrants the original property owner that the concrete product is free from material defects. Material found to be defective will be replaced without cost. Color matching cannot be guaranteed and replacement labor is not included. This assurance of quality is applicable where concrete products produced by Oaks Landscape Products are installed on the site and is subject to use under normal conditions.



Some Conditions apply.
Scan to view limitations & exclusions.



WHAT WE STRIVE FOR

Customer Satisfaction.

Product Quality.

Industry Expertise.

Trust.

***SPECIAL ORDER ONLY**

Special order products require a minimum order quantity, and lead times may vary. Please contact your local authorized Oaks distributor or Territory Manager for additional information.

Contents

Pavers & Slabs

- 08 Rialto 60mm
- 09 Monterey*
- 10 Nueva® Slab
- 11 Nueva® XL Slab
- 12 Molina® 60mm
- 13 Colonnade
- 14 Classic Paver **NEW!**
- 15 Ridgefield Plus*
- 16 Ridgefield Smooth
- 17 Market Paver*
- 18 Nueva® Paver*
- 19 Molina® 80mm*
- 20 Rialto 80mm*
- 21 Villanova*
- 22 Eterna*
- 23 Recommended Uses
- 24 Laying Patterns
- 25 ONESand
- 26 Packaging Specifications

Copings, Curbs & Steps

- 29 Oasis*
- 30 Cassina
- 31 Fronterra Curb*
- 32 Aria Step*
- 33 Nueva® Step

Walls

- 36 Modeco One*
- 37 Laredo Smooth **NEW!**
- 37 Laredo
- 38 Gardenia Linear
- 39 Modan
- 40 Nueva® 75 Wall
- 41 Nueva® 150 Wall
- 42 Ortana
- 43 Proterra™ Smooth*
- 44 Proterra™ Split*
- 45 Recommended Uses
- 46 Wall Capabilities Chart
- 47 Packaging Specifications
- 48 Choosing a Contractor



PEDESTRIAN TRAFFIC

Suitable for pedestrian use only, such as walkways and patios.



VEHICULAR TRAFFIC

Suitable for residential vehicle use such as driveways, as well as walkways and patios.



SOLAR REFLECTANCE INDEX

High solar reflectance keeps pavement area cooler. A higher number indicates greater reflectance.



EliteFinish™

Product produced with enhanced finish technology.



ColorBold™

Product produced with enhanced color technology.

Legend

Stay Up-to-Date!



Visit our **interactive online product guide** for additional photo and video content and post-publication updates.
Scan to view!





Slabs: Molina® 60mm, Cloudburst (12x24)

Summer nights sitting around the fire or pool have never looked better! Creating a luxurious or cozy backyard retreat is made simple with our collection of paver, slab and wall products.





TOP:

Slabs: Rialto 60mm, Champagne

Step Treads: Oasis, Onyx

Water Feature: Modan, Champagne
with Oasis, Onyx caps

BOTTOM:

Slabs: Rialto 60mm, Champagne with
Monterey, Onyx border





Pavers: Rialto 80mm, Marble Grey with Nueva® Paver, Onyx inset

Carry your design aesthetic from curbside to poolside! Our paver, slab and wall products work in unison to deliver style, durability and a lifetime of worry-free enjoyment.





TOP:
Slabs: Rialto 60mm, Marble Grey
with Nueva® Slab, Onyx inset

LEFT:
Slabs: Rialto 60mm, Champagne
with Onyx border

Water Feature:
Modan, Champagne



Slabs: Nueva® XL Slab, Cloudburst



Pavers & Slabs

Traditional or modern, smooth or textured, tumbled or straight-edge? The choice is yours! We have styles to suit any aesthetic, color palettes that compliment any preference, and products that work together to tie all your project elements together, perfectly.

Rialto 60mm




Rialto Collection

NEW THICKNESS!



Slabs: Rialto 60mm, Marble Grey with Monterey, Onyx border




CHAMPAGNE



MILANO



CHESTNUT
(Nueva® Slab Shown)



ONYX

Chestnut and Onyx are available in 8x16 Stone size only. Ideal for soldier coursing or banding.



MACKINAW



MARBLE GREY



8x16 Stone
7.87 x 15.75"
(200 x 400mm)



16x16 Stone
15.75 x 15.75"
(400 x 400mm)



16x24 Stone
15.75 x 23.62"
(400 x 600mm)



8x16 Stone
7.87 x 15.75"
(200 x 400mm)

Individually Packaged
Available in Chestnut
and Onyx only

3 STONE RANDOM BUNDLE

Monterey 60mm




Rialto Collection



SPECIAL ORDER




MARBLE GREY




ONYX

Onyx available in 8x16 Small Rectangle Stone size only. Ideal for soldier coursing or banding.



TWEED



WICKER

Slabs: Monterey, Tweed with Onyx border



12x24 Stone
11.81 x 23.62"
(300 x 600mm)



16x16 Stone
15.75 x 15.75"
(400 x 400mm)



24x24 Stone
23.62 x 23.62"
(600 x 600mm)



8x16 Small Rectangle Stone
7.87 x 15.75"
(200 x 400mm)
Individually Packaged



16x32 Large Rectangle Stone
15.75 x 31.50"
(400 x 800mm)
Individually Packaged

3 STONE RANDOM BUNDLE


PLEASE NOTE: Special order products require a minimum order quantity, and lead times may vary. Please contact your local authorized Oaks distributor or Territory Manager for additional information.

Nueva® Slab 60mm




Nueva® Collection

NEW COLOR!



CHAMPAGNE



MILANO



CHESTNUT



ONYX



CLOUDBURST **NEW!**



MARBLE GREY

Chestnut and Onyx are available in 8x16 Small Rectangle size only. Ideal for soldier coursing or banding.

Slabs: Nueva® Slab, Champagne

Walls: Nueva® 150, Champagne with Champagne coping



8x16 Small Rectangle
7.87 x 15.75"
(200 x 400mm)



16x16 Stone
15.75 x 15.75"
(400 x 400mm)



16x24 Stone
15.75 x 23.62"
(400 x 600mm)



8x16 Small Rectangle
7.87 x 15.75"
(200 x 400mm)

Individually Packaged

Available in Chestnut and Onyx only

3 STONE RANDOM BUNDLE

Nueva® XL Slab 60mm



Nueva® Collection

NEW COLOR!




Slabs: Nueva® XL Slab, Cloudburst



24x36 Stone
23.62 x 35.43"
(600 x 900mm)
Individually Packaged


NOTE: When using Nueva® Slab with Nueva® XL, please understand that colors and tonal consistency between these products may not be exact matches.




CHAMPAGNE




ONYX



CLOUDBURST **NEW!**



MARBLE GREY




MILANO

Molina® 60mm




Eterna Collection


NEW SIZES!



CLOUDBURST



MORAINE



LUNA
SPECIAL ORDER ONLY



TWILIGHT



PLEASE NOTE: Not all colors are available in all sizes. Please visit the Molina® 60mm product page on our website for more information or speak to your Oaks Sales Representative.

Slabs: Molina® 60mm, Moraine

Walls & Steps: Nueva® 75, Champagne with Onyx caps & treads



12x12 Stone
11.81 x 11.81"
(300 x 300mm)



12x18 Stone
11.81 x 17.72"
(300 x 450mm)



12x24 Stone
11.81 x 23.62"
(300 x 600mm)



6x12 Stone
5.91 x 11.81"
(150 x 300mm)
Individually Packaged

Available in Twilight as a Stock item
Special Order (All other colors)



12x24 Stone NEW!
11.81 x 23.62"
(300 x 600mm)
Individually Packaged

SPECIAL ORDER ONLY



24x24 Stone NEW!
23.62 x 23.62"
(600 x 600mm)
Individually Packaged

SPECIAL ORDER ONLY

3 STONE COMBO BUNDLE

Colonnade 60mm



Legacy Collection



Pavers: Colonnade, Silversand



GREYFIELD



TIMBERWOOD



ONYX

Onyx available in 6x9 Stone only. Ideal for soldier coursing or banding.



SANDALWOOD



SILVERSAND



3x6 Stone
2.95 x 5.91"
(75 x 150mm)



6x6 Stone
5.91 x 5.91"
(150 x 150mm)



6x9 Stone
5.91 x 8.86"
(150 x 225mm)
Individually Packaged



9x9 Stone
8.86 x 8.86"
(225 x 225mm)
Individually Packaged



9x12 Stone
8.86 x 11.81"
(225 x 300mm)
Individually Packaged

2 STONE COMBO BUNDLE

Classic Paver 60mm




Nueva® Collection



CHAMPAGNE **NEW!**



CHESTNUT



MARBLE GREY **NEW!**



ONYX

Pavers: Classic Paver, Chestnut



4x8 Stone
3.94 x 7.87"
(100 x 200mm)


Ridgefield Plus 70mm




Rialto Collection



SPECIAL ORDER



CHAMPAGNE



EXECUTIVE



ONYX

Onyx available in 8x12 Stone size only. Ideal for soldier coursing or banding.

Pavers: Ridgefield Plus, Champagne with Ridgefield Smooth, Onyx border and accent
Steps: Proterra™, Greyfield



8x12 Stone
7.87 x 11.81"
(200 x 300mm)



12x12 Stone
11.81 x 11.81"
(300 x 300mm)



12x16 Stone
11.81 x 15.75"
(300 x 400mm)



8x12 Stone
7.87 x 11.81"
(200 x 300mm)
Individually Packaged
Available in Onyx only

3 STONE LARGE COMBO BUNDLE

PLEASE NOTE: Special order products require a minimum order quantity, and lead times may vary. Please contact your local authorized Oaks distributor or Territory Manager for additional information.


Ridgefield Smooth 70mm



Nueva® Collection



Pavers: Ridgefield Smooth, Champagne with Ridgefield Plus, Onyx inset



CHAMPAGNE




ONYX




CHESTNUT
(Nueva® Slab Shown)

Chestnut and Onyx are available in 8x12 Stone size only. Ideal for soldier coursing or banding.



MARBLE GREY



MILANO
(Nueva® Slab Shown)



8x12 Stone
7.87 x 11.81"
(200 x 300mm)



12x12 Stone
11.81 x 11.81"
(300 x 300mm)



12x16 Stone
11.81 x 15.75"
(300 x 400mm)



8x12 Stone
7.87 x 11.81"
(200 x 300mm)

Individually Packaged
Available in Chestnut
and Onyx only

3 STONE LARGE COMBO BUNDLE

Market Paver 80mm




Eterna Collection



ONYX



SANGRIA



SERENGETI

Pavers: Market Paver, Sangria and Serengeti (blended onsite)



4x8 Stone
3.94 x 7.87"
(100 x 200mm)

PLEASE NOTE: Special order products require a minimum order quantity, and lead times may vary. Please contact your local authorized Oaks distributor or Territory Manager for additional information.

Nueva® Paver 80mm



Nueva® Collection




SPECIAL ORDER




CHAMPAGNE



ONYX



CLOUDBURST



MARBLE GREY



MILANO

Pavers: Nueva® Paver, Champagne with Onyx border



8x16 Small Rectangle
7.87 x 15.75"
(200 x 400mm)



16x16 Stone
15.75 x 15.75"
(400 x 400mm)



16x24 Stone
15.75 x 23.62"
(400 x 600mm)



8x16 Small Rectangle
7.87 x 15.75"
(200 x 400mm)
Individually Packaged

Now available in ALL colors



16x32 Large Rectangle NEW!
15.75 x 31.50"
(400 x 800mm)
Individually Packaged

NOTE: When using Nueva® Paver with 16x32 Large Rectangle, please understand that colors and tonal consistency between these products may not be exact matches.

3 STONE RANDOM BUNDLE

PLEASE NOTE: Special order products require a minimum order quantity, and lead times may vary. Please contact your local authorized Oaks distributor or Territory Manager for additional information.


Molina® 80mm




Eterna Collection




Pavers: Molina® 80mm, Moraine



CLOUDBURST



LUNA



MORAINE



TWILIGHT



12x12 Stone
11.81 x 11.81"
(300 x 300mm)



12x18 Stone
11.81 x 17.72"
(300 x 450mm)



12x24 Stone
11.81 x 23.62"
(300 x 600mm)



6x12 Stone
5.91 x 11.81"
(150 x 300mm)
Individually Packaged



12x24 Stone
11.81 x 23.62"
(300 x 600mm)
Individually Packaged

3 STONE COMBO BUNDLE

PLEASE NOTE: Special order products require a minimum order quantity, and lead times may vary. Please contact your local authorized Oaks distributor or Territory Manager for additional information.


Rialto 80mm




Rialto Collection



SPECIAL ORDER



CHAMPAGNE



MACKINAW



MARBLE GREY



ONYX

Onyx available in 8x16 Stone size only. Ideal for soldier coursing or banding.

Pavers: Rialto 80mm, Champagne with Villanova, Onyx border (sealed with gloss sealant)



8x16 Stone
7.87 x 15.75"
(200 x 400mm)



16x16 Stone
15.75 x 15.75"
(400 x 400mm)



16x24 Stone
15.75 x 23.62"
(400 x 600mm)



8x16 Stone
7.87 x 15.75"
(200 x 400mm)

Individually Packaged

Now available in ALL colors



16x24 Stone
15.75 x 23.62"
(400 x 600mm)

Individually Packaged

3 STONE RANDOM BUNDLE

PLEASE NOTE: Special order products require a minimum order quantity, and lead times may vary. Please contact your local authorized Oaks distributor or Territory Manager for additional information.

Villanova 80mm



Rialto Collection




SPECIAL ORDER



CHAMPAGNE



MARBLE GREY



ONYX

Onyx available in Rectangle Stone size only. Ideal for soldier coursing or banding.

Pavers: Villanova, Champagne



Square Stone
15.67 x 15.67"
(398 x 398mm)



Large Rectangle Stone
15.67 x 23.5"
(398 x 597mm)



Rectangle Stone
7.83 x 15.67"
(199 x 398mm)
Individually Packaged

2 STONE COMBO BUNDLE

PLEASE NOTE: Special order products require a minimum order quantity, and lead times may vary. Please contact your local authorized Oaks distributor or Territory Manager for additional information.

Eterna 100mm




Eterna Collection

SPECIAL ORDER



CLOUDBURST



LUNA



TWILIGHT

NOTE: When ordering Eterna, try to secure product from a single batch lot to reduce the risk of variability. Color and tonal consistency between different sizes and batch lots cannot be guaranteed.

Pavers: Eterna, Luna and Cloudburst

Stone Masonry: Contempo, Dover

Clay Brick: Royal Gray, PRP



100x300 Stone
3.94 x 11.81"
(100 x 300mm)

Individually Packaged



100x400 Stone
3.94 x 15.75"
(100 x 400mm)

Individually Packaged



200x600 Stone
7.87 x 23.62"
(200 x 600mm)

Individually Packaged



400x600 Stone
15.75 x 23.62"
(400 x 600mm)

Individually Packaged

PLEASE NOTE: Special order products require a minimum order quantity, and lead times may vary. Please contact your local authorized Oaks distributor or Territory Manager for additional information.

PAVER & SLAB RECOMMENDED USES (RESIDENTIAL)

Product Matrix




PRODUCT	THICKNESS	SIZES	POOL DECK	PATIO/WALKWAY	DRIVEWAY	EliteFinish™	ColorBold™
Rialto	60mm	8x16 Stone	✓	✓			
		Random Bundle	✓	✓			
Monterey	60mm	8x16 Small Rectangle	✓	✓			
		Random Bundle	✓	✓			
		16x32 Large Rectangle	✓	✓			
Nueva® Slab	60mm	8x16 Small Rectangle	✓	✓			
		Random Bundle	✓	✓			
Nueva® XL Slab	60mm	24x36 Stone	✓	✓			
Molina®	60mm	Combo Bundle	✓	✓		✓	✓
		6x12 Stone	✓	✓		✓	✓
		12x24 Stone	✓	✓		✓	✓
		24x24 Stone	✓	✓		✓	✓
Colonnade	60mm	Combo Bundle	✓	✓	✓		
		6x9 Stone	✓	✓	✓		
		9x9 Stone	✓	✓	✓		
		9x12 Stone	✓	✓	✓		
Classic Paver	60mm	4x8 Stone		✓	✓		
Ridgefield Plus & Ridgefield Smooth	70mm	8x12 Stone	✓	✓	✓		
		Large Combo Bundle	✓	✓	✓		
Market Paver	80mm	4x8 Stone		✓	✓	✓	✓
Nueva® Paver	80mm	8x16 Small Rectangle		✓	✓		
		Random Bundle		✓	✓		
		16x32 Large Rectangle		✓			
Molina®	80mm	Combo Bundle		✓	✓	✓	✓
		6x12 Stone		✓	✓	✓	✓
		12x24 Stone		✓	✓	✓	✓
Rialto	80mm	8x16 Stone		✓	✓		
		Random Bundle		✓	✓		
		16x24 Stone		✓	✓		
Villanova	80mm	Rectangle Stone		✓	✓		
		Combo Bundle		✓	✓		
Eterna	100mm	100x300 Stone			✓	✓	
		100x400 Stone			✓	✓	
		200x600 Stone			✓	✓	
		400x600 Stone			✓	✓	

NOTE: Thicker units can be used for pool deck and patio/walkway applications. Our recommendations are based on the availability of thinner alternatives.

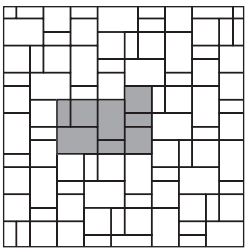
LAYING PATTERNS BY PRODUCT

Layout Possibilities

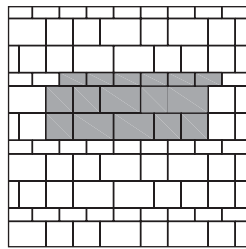


More laying patterns are available on our website!
Scan to view or visit:
OAKspavers.com/en/resource-search

Rialto 60 & 80mm

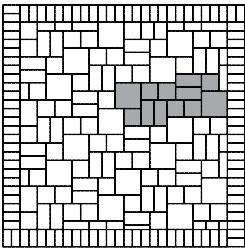


Pattern A - L-shape
20% (8x16)
40% (16x16)
40% (16x24)

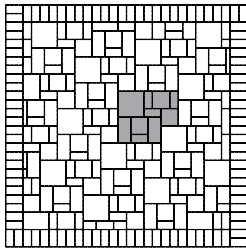


Pattern C - Running Bond
20% (8x16)
40% (16x16)
40% (16x24)

Monterey 60mm




Pattern A
40% (16x16)
30% (12x24)
30% (24x24)




Pattern G
32% (16x16)
24% (12x24)
24% (24x24)
21% (8x16)

Nueva® Slab & Paver 60 & 80mm

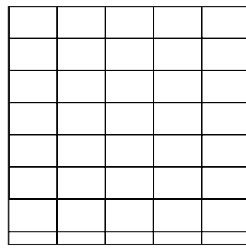


Pattern A - L-Shape
20% (8x16)
40% (16x16)
40% (16x24)

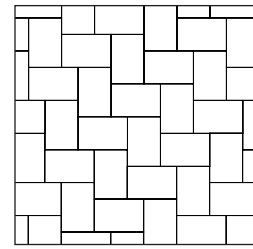


Pattern C - Running Bond
20% (8x16)
40% (16x16)
40% (16x24)

Nueva® XL Slab 60mm




Pattern A - Stack Bond
100% (24x36)

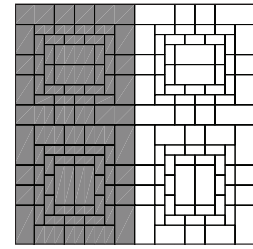


Pattern D - Herringbone
100% (24x36)

Molina 60 & 80mm

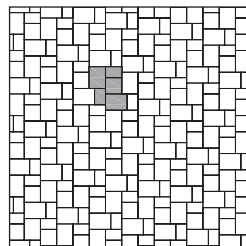


Pattern A - Running Bond
25% (12x12)
25% (12x18)
50% (12x24)




Pattern D - Patchwork
33.2% (6x12)
16.7% (12x12)
16.7% (12x18)
33.4% (12x24)

Colonnade 60mm

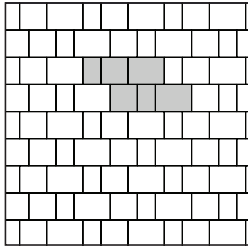


Pattern C
27% (6x9)
20% (9x9)
53% (9x12)

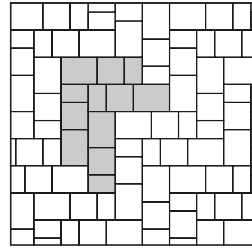


Pattern G
8% (3x6)
42% (6x6)
50% (6x9)

Ridgefield Plus & Smooth 70mm




**Pattern G -
Running Bond**
22% (8x12)
33% (12x12)
45% (12x16)




**Pattern I -
Pseudo Herringbone**
22% (8x12)
33% (12x12)
45% (12x16)

Classic & Market Paver 60 & 80mm

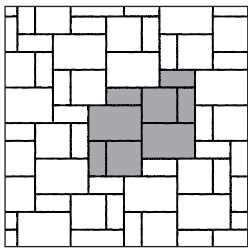


**Pattern A -
Herringbone**
100% (4x8)

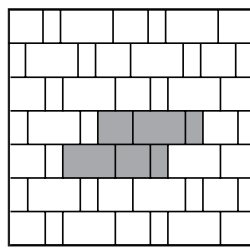


**Pattern B -
Running Bond**
100% (4x8)

Villanova 80mm




**Pattern A -
Cluster**
28% (Small Rectangle)
29% (Square)
43% (Large Rectangle)




**Pattern F -
Running Bond**
17% (Small Rectangle)
33% (Square)
50% (Large Rectangle)

Eterna 100mm



**Pattern G -
Herringbone**
100% (100x400)



**Pattern M -
Running Bond**
33.3% (100x300)
33.3% (100x400)
33.3% (200x600)

1ONESAND

The only polymeric sand you need.



1ONESAND polymeric sand is a specially formulated, high-performance mix of calibrated sands, polymers, and binding agents designed to fill and firmly bind paver joints. 1OneSand's superior performance and durability is ideal for all newly installed pavers or slabs, as well as paver joint replacement on existing walkways, patios or even sloped driveways. 1OneSand remains stable and just flexible enough, maintaining its durability and flexibility in the most extreme weather conditions.

FEATURES:


- Fast, easy setting
- Prevents weed growth & ant hills
- Suitable for joints up to 4" (100mm) wide
- Long lasting formula
- Free of dyes or pigments
- Will not stain pavers

Available in 3 colors!


50lb (22.7kg) bag | 63 bags/skid



Canvas
Beige



Absolute
Black



Granite
Grey



For more info.

PAVER & SLAB

Packaging Specs

	BUNDLE SPECIFICATIONS					PER SECTION SPECIFICATIONS				
RIALTO 60mm	LAYERS	SQ. FT.	LIN. FT.	PIECES	WEIGHT	SECTIONS	SQ. FT.	LIN. FT.	PIECES	WEIGHT
8x16 Stone	8	103.4	78.7 (soldier) 157.4 (sailor)	120	2912	Layer †	12.9	9.8 (soldier) 19.7 (sailor)	15	364
RANDOM BUNDLE 8x16, 16x16, 16x24	8	103.4	78.7 (sailor)	24 (8x16) 24 (16x16) 16 (16x24)	2940	Layer †	12.9	9.8 (sailor)	3 (8x16) 3 (16x16) 2 (16x24)	368
MONTEREY 60mm	LAYERS	SQ. FT.	LIN. FT.	PIECES	WEIGHT	SECTIONS	SQ. FT.	LIN. FT.	PIECES	WEIGHT
8x16 Small Rectangle	10	103.4	78.7 (soldier) 157.4 (sailor)	120	2912	Layer †	10.3	7.9 (soldier) 15.7 (sailor)	12	291
RANDOM BUNDLE 16x16, 12x24, 24x24	8	103.4	-	24 (16x16) 16 (12x24) 8 (24x24)	2958	Layer †	12.9	-	3 (16x16) 2 (12x24) 1 (24x24)	370
16x32 Large Rectangle	10	103.4	39.4 (soldier) 78.7 (sailor)	30	2963	Layer †	10.3	3.9 (soldier) 7.8 (sailor)	3	296
NUEVA® SLAB 60mm	LAYERS	SQ. FT.	LIN. FT.	PIECES	WEIGHT	SECTIONS	SQ. FT.	LIN. FT.	PIECES	WEIGHT
8x16 Small Rectangle	8	103.4	78.7 (soldier) 157.4 (sailor)	120	2912	Layer †	12.9	9.8 (soldier) 19.7 (sailor)	15	364
RANDOM BUNDLE 8x16, 16x16, 16x24	8	103.4	78.7 (sailor)	24 (8x16) 24 (16x16) 16 (16x24)	2940	Layer †	12.9	9.8 (sailor)	3 (8x16) 3 (16x16) 2 (16x24)	368
NUEVA® XL SLAB 60mm	LAYERS	SQ. FT.	LIN. FT.	PIECES	WEIGHT	SECTIONS	SQ. FT.	LIN. FT.	PIECES	WEIGHT
24x36 Stone	10	116.25	39.4 (soldier) 59 (sailor)	20	3200	Layer †	11.6	3.9 (soldier) 5.9 (sailor)	2	320
MOLINA® 60mm	LAYERS	SQ. FT.	LIN. FT.	PIECES	WEIGHT	SECTIONS	SQ. FT.	LIN. FT.	PIECES	WEIGHT
COMBO BUNDLE 12x12, 12x18, 12x24	8	93	94.5 (sailor)	24 (12x12) 16 (12x18) 24 (12x24)	2790	Layer †	11.6	11.8 (sailor)	3 (12x12) 2 (12x18) 3 (12x24)	349
6x12 Stone	8	93	94.5 (soldier) 189 (sailor)	192	2740	Layer †	11.6	11.8 (soldier) 23.6 (sailor)	24	343
12x24 Stone NEW!	8	93	47.3 (soldier) 94.5 (sailor)	48	2796	Layer †	11.6	11.8 (soldier) 23.6 (sailor)	6	350
24x24 Stone NEW!	10	77.5	39.4 (soldier)	20	2346	Layer †	7.75	3.9 (soldier)	2	235
COLONNADE 60mm	LAYERS	SQ. FT.	LIN. FT.	PIECES	WEIGHT	SECTIONS	SQ. FT.	LIN. FT.	PIECES	WEIGHT
COMBO BUNDLE 3x6, 6x6	9	104	35 (3x6) 177 (6x6)	144 (3x6) 360 (6x6)	2925	8	13	4.4 (3x6) 22 (6x6)	18 (3x6) 45 (6x6)	366
6x9 Stone	9	105	141.7 (soldier)	288	2826	8	13.1	17.7 (soldier)	36	353
9x9 Stone	9	98	132.9 (soldier)	180	2750	5	19.6	26.6 (soldier)	36	550
9x12 Stone	9	104	106.3 (soldier)	144	2936	4	26	26.6 (soldier)	36	734
CLASSIC PAVER 60mm	LAYERS	SQ. FT.	LIN. FT.	PIECES	WEIGHT	SECTIONS	SQ. FT.	LIN. FT.	PIECES	WEIGHT
4x8 Stone NEW!	9	106	157	477 Full 18 Half	2900	6	17.7	26.2	79 Full 3 Half	483

† Packaged with mesh between layers.

PAVER & SLAB Packaging Specs

BUNDLE SPECIFICATIONS						PER SECTION SPECIFICATIONS				
RIDGEFIELD PLUS 70mm	LAYERS	SQ. FT.	LIN. FT.	PIECES	WEIGHT	SECTIONS	SQ. FT.	LIN. FT.	PIECES	WEIGHT
8x12 Stone	8	104	105 (soldier) 157.5 (sailor)	160	3340	4	26	26.2 (soldier) 39.4 (sailor)	40	836
LARGE COMBO BUNDLE 8x12, 12x12, 12x16	8	93	94.5**	32 each	3004	4	23.3	23.6**	8 each	751
RIDGEFIELD SMOOTH 70mm	LAYERS	SQ. FT.	LIN. FT.	PIECES	WEIGHT	SECTIONS	SQ. FT.	LIN. FT.	PIECES	WEIGHT
8x12 Stone	8	104	105 (soldier) 157.5 (sailor)	160	3340	Layer †	13	13.1 (soldier) 19.7 (sailor)	20	418
LARGE COMBO BUNDLE 8x12, 12x12, 12x16	8	93	94.5**	32 each	3004	Layer †	11.6	11.8**	4 each	376
MARKET PAVER 80mm	LAYERS	SQ. FT.	LIN. FT.	PIECES	WEIGHT	SECTIONS	SQ. FT.	LIN. FT.	PIECES	WEIGHT
4x8 Stone	6	69.8	106.3 (soldier) 212.6 (sailor)	324	2684	Layer †	11.6	17.7 (soldier) 35.4 (sailor)	54	447
NUEVA® PAVER 80mm	LAYERS	SQ. FT.	LIN. FT.	PIECES	WEIGHT	SECTIONS	SQ. FT.	LIN. FT.	PIECES	WEIGHT
8x16 Small Rectangle	6	77.5	59 (soldier) 118.2 (sailor)	90	2902	Layer †	12.9	9.8 (soldier) 19.7 (sailor)	15	484
RANDOM BUNDLE 8x16, 16x16, 16x24	6	77.5	59 (sailor)	18 (8x16) 18 (16x16) 12 (16x24)	2930	Layer †	12.9	9.8 (sailor)	3 (8x16) 3 (16x16) 2 (16x24)	488
16x32 Stone Large Rectangle NEW!	8	83	31.5 (soldier) 63 (sailor)	24	3136	Layer †	10.4	3.9 (soldier) 7.9 (sailor)	3	392
MOLINA® 80mm	LAYERS	SQ. FT.	LIN. FT.	PIECES	WEIGHT	SECTIONS	SQ. FT.	LIN. FT.	PIECES	WEIGHT
COMBO BUNDLE 12x12, 12x18, 12x24	6	69.8	70.8 (sailor)	18 (12x12) 12 (12x18) 18 (12x24)	2720	Layer †	11.6	11.8 (sailor)	3 (12x12) 2 (12x18) 3 (12x24)	453
6x12 Stone	6	69.8	70.8 (soldier) 141.7 (sailor)	144	2689	Layer †	11.6	11.8 (soldier) 23.6 (sailor)	24	448
12x24 Stone	6	69.8	35.4 (soldier) 70.8 (sailor)	36	2778	Layer †	11.6	5.9 (soldier) 11.8 (sailor)	6	463
RIALTO 80mm	LAYERS	SQ. FT.	LIN. FT.	PIECES	WEIGHT	SECTIONS	SQ. FT.	LIN. FT.	PIECES	WEIGHT
8x16 Stone	6	77.5	59 (soldier) 118.2 (sailor)	90	2902	Layer †	12.9	9.8 (soldier) 19.7 (sailor)	15	484
RANDOM BUNDLE 8x16, 16x16, 16x24	6	77.5	59.1 (sailor)	18 (8x16) 18 (16x16) 12 (16x24)	2930	Layer †	12.9	9.8 (sailor)	3 (8x16) 3 (16x16) 2 (16x24)	488
16x24 Stone	6	77.5	39.4 (soldier) 59.1 (sailor)	30	2930	Layer †	12.9	6.6 (soldier) 9.8 (sailor)	5	488
VILLANOVA 80mm	LAYERS	SQ. FT.	LIN. FT.	PIECES	WEIGHT	SECTIONS	SQ. FT.	LIN. FT.	PIECES	WEIGHT
Rectangle Stone	6	76.5	58.8 (soldier) 117.5 (sailor)	90	2856	3	25.5	19.6 (soldier) 39.2 (sailor)	30	952
COMBO BUNDLE Large Rectangle, Square	6	76.5	58.8 (sailor)	18 each	2898	3	25.5	19.6 (sailor)	6 each	966
ETERNA 100mm	LAYERS	SQ. FT.	LIN. FT.	PIECES	WEIGHT	SECTIONS	SQ. FT.	LIN. FT.	PIECES	WEIGHT
100x300 Stone	6	64	65 (soldier) 194.9 (sailor)	198	2979	Layer †	10.7	10.8 (soldier) 32.5 (sailor)	33	497
100x400 Stone	6	57	43.3 (soldier) 173.2 (sailor)	132	2684	Layer †	9.5	7.2 (soldier) 28.9 (sailor)	22	447
200x600 Stone	6	62	31.5 (soldier) 94.5 (sailor)	48	2889	Layer †	10.3	5.3 (soldier) 15.8 (sailor)	8	481
400x600 Stone	5	64.6	32.8 (soldier) 49.2 (sailor)	25	3012	Layer †	12.9	6.6 (soldier) 9.8 (sailor)	5	602

** All three Ridgefield Plus/Smooth stones used as a sailor soldier course.

† Packaged with mesh between layers.

Copings, Curbs & Steps

Oaks copings, curbs and steps have been designed to coordinate perfectly with our paver, slab and wall products to provide you with a harmonious design aesthetic.



Pavers: Rialto 80mm, Marble Grey with Mackinaw border


Step Treads: Oasis, Onyx

Stone Masonry: Artiste 2, Marble Grey

Oasis 60mm



Nueva® Collection



SPECIAL ORDER




CHAMPAGNE **NEW!**




ONYX



CLOUDBURST **NEW!**




MARBLE GREY **NEW!**



MILANO **NEW!**

Step Treads: Oasis, Onyx
Slabs: Nueva® Slab, Champagne
Water feature: Modan, Champagne with Oasis, Onyx caps



Coping Stone
24 x 14.125"
(610 x 360mm)
Individually Packaged

PLEASE NOTE: Special order products require a minimum order quantity, and lead times may vary. Please contact your local authorized Oaks distributor or Territory Manager for additional information.


Cassina 70mm



Nueva® Collection



DOVER



ONYX

Coping: Cassina, Onyx
Slabs: Nueva® Slab, Marble Grey



Coping Stone
8 x 12"
(203 x 305mm)

Fronterra Curb

Rialto Collection




SPECIAL ORDER



CHARTAN



GREYSTONE

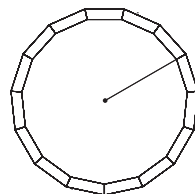


ONYX

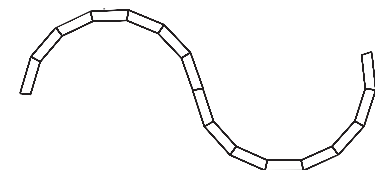
Curbs: Fronterra, Greystone
Pavers: Nueva® Paver, Marble Grey with Onyx inset
Walls: Nueva® 150, Marble Grey with Marble Grey coping



Outside Width 14.6 x Inside Width 13 x 5.9 x 3.9"
 (Outside Width 372 x Inside Width 330 x 150 x 100mm)



Circle
 15 pieces make a 1.8m (71")
 outside diameter circle.



Serpentine
 To achieve larger radius applications,
 gap the inside (backside) of the curb
 unit accordingly.

PLEASE NOTE: Special order products require a minimum order quantity, and lead times may vary. Please contact your local authorized Oaks distributor or Territory Manager for additional information.

Aria Step



Rialto Collection



SPECIAL ORDER




SMOOTH
TOP, BACK & ENDS



EMBOSSSED
FRONT FACE

CHAMPAGNE




EMBOSSSED
FRONT FACE
(Villanova shown)

Smooth top, back
& ends (not shown)

MACKINAW **NEW!**



SMOOTH
TOP, BACK & ENDS



EMBOSSSED
FRONT FACE

MARBLE GREY **NEW!**



SMOOTH
TOP, BACK & ENDS



EMBOSSSED
FRONT FACE
(Rialto shown)

ONYX **NEW!**

Steps: Aria Step, Champagne
Slabs: Rialto 60mm, Champagne



Step Unit
47.24 x 6.5 x 15.75"
(1200 x 165 x 400mm)

PLEASE NOTE: Special order products require a minimum order quantity, and lead times may vary. Please contact your local authorized Oaks distributor or Territory Manager for additional information.


Nueva® Step



Nueva® Collection




NEW COLOR!




CHAMPAGNE




ONYX



CLOUDBURST



MARBLE GREY



MILANO **NEW!**

Steps: Nueva® Step, Onyx
Pavers: Molina® 60mm, Moraine with Twilight border



1200mm Step Unit
 47.24 x 5.91 x 15.75"
 (1200 x 150 x 400mm)

Smooth on all faces
 and ends.



Slabs: Molina® 60mm, Moraine
Walls/Fireplace: Nueva® 75, Champagne
with Onyx coping



Walls

Beyond the average garden or retaining wall, our walls are functional, versatile, durable and beautiful! Build anything from seat walls to fireplaces, steps to pillars and outdoor kitchens. With coordinating walls, pavers, steps, and curbs, Oaks has everything you need.

Modeco One

Legacy Collection



CHARTAN



GREYSTONE



ONYX



SANDSTONE

Walls: Modeco One, Chartan

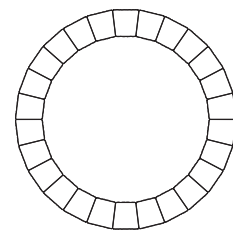


Standard Unit

Outside Width 7.25 x Inside Width 5.50 x 3.50 x 7.25"
(Outside Width 184 x Inside Width 140 x 89 x 184mm)

Individually Packaged

*Concrete adhesive is required between rows for optimum stability.



Tree Ring

26 pieces make a 1.5m (60") outside diameter circle.

PLEASE NOTE: Special order products require a minimum order quantity, and lead times may vary. Please contact your local authorized Oaks distributor or Territory Manager for additional information.

Laredo Smooth NEW!

Nueva® Collection

FEATURES


Smooth faces with straight edges suits current design trends

Available in 3 colors that coordinate with other Oaks products


Individually packaged




Standard Unit
11.44" x 3.82" x 7.63"
(291 x 97 x 194mm)
Individually Packaged



CHAMPAGNE



MARBLE GREY



ONYX

Laredo

Legacy Collection



Wall, Pillars & Fireplace: Laredo, Chartan and Onyx
Slabs: Rialto 60mm, Champagne




CHAMPAGNE




CHARTAN



GREYSTONE



ONYX



SANDALWOOD



Standard Unit
11.44 x 3.82 x 7.63"
(291 x 97 x 194mm)
Individually Packaged



Tapered Unit
Outside Width 7.88 x Inside Width 6.06 x 3.82 x 7.63"
(Outside Width 200 x Inside Width 154 x 97 x 194mm)
Individually Packaged

Gardenia Linear

Legacy Collection



CHARTAN



GREYSTONE



SANDSTONE

Walls: Gardenia Linear, Greystone
Pavers: Market Paver, Sangria and Serengeti



Linear Unit
23.62 x 5.91 x 7.87"
(600 x 150 x 200mm)
Individually Packaged



90° Corner Unit
11.81 x 5.91 x 7.87"
(300 x 150 x 200mm)
Individually Packaged




For right and left corner info,
consult the Gardenia product
sheet available on our website.
Scan to view!

Modan

Nueva® Collection




NEW COLOR!




CHAMPAGNE




TWILIGHT



CLOUDBURST



MARBLE GREY



MILANO **NEW!**

Water Feature: Modan, Champagne
Slabs: Rialto 60mm, Champagne with Monterey, Onyx border



330 Unit
 12.99 x 4.33 x 8.66"
 (330 x 110 x 220mm)



440 Unit
 17.32 x 4.33 x 8.66"
 (440 x 110 x 220mm)



550 Unit
 21.65 x 4.33 x 8.66"
 (550 x 110 x 220mm)



660 Unit
 25.98 x 4.33 x 8.66"
 (660 x 110 x 220mm)




Linear Unit
 17.32 x 4.33 x 8.66"
 (440 x 110 x 220mm)
Individually Packaged

4 BLOCK COMBO BUNDLE


*Concrete adhesive is required between rows for optimum stability.

Nueva® 75 Wall


Nueva® Collection




CHAMPAGNE




ONYX



CLOUDBURST **NEW!**



MARBLE GREY



MILANO **NEW!**

Walls: Nueva® 75, Champagne with Onyx coping



16" Unit
15.75 x 2.95 x 11.81"
(400 x 75 x 300mm)



20" Unit
19.69 x 2.95 x 11.81"
(500 x 75 x 300mm)



20" Corner/End Unit
19.69 x 2.95 x 11.81"
(500 x 75 x 300mm)



24" Unit
23.62 x 2.95 x 11.81"
(600 x 75 x 300mm)



Coping Unit
23.62 x 2.95 x 13.38"
(600 x 75 x 340mm)
**Packaged with
End Coping Units.**



End Coping Unit
23.62 x 2.95 x 13.38"
(600 x 75 x 340mm)
**Packaged with
Coping Units.**

4 BLOCK COMBO BUNDLE

*Onyx available in Combo Bundle and Coping.


Nueva® 150 Wall

Nueva® Collection

NEW COLOR!




Walls: Nueva® 150, Marble Grey with Marble Grey coping




CHAMPAGNE




ONYX*



CLOUDBURST **NEW!**



MARBLE GREY



MILANO **NEW!**



16" Unit
15.75 x 5.91 x 11.81"
(400 x 150 x 300mm)



20" Unit
19.69 x 5.91 x 11.81"
(500 x 150 x 300mm)



20" Corner/End Unit
19.69 x 5.91 x 11.81"
(500 x 150 x 300mm)



24" Unit
23.62 x 5.91 x 11.81"
(600 x 150 x 300mm)



Coping Unit
23.62 x 2.95 x 13.38"
(600 x 75 x 340mm)
**Packaged with
End Coping Units.**




End Coping Unit
23.62 x 2.95 x 13.38"
(600 x 75 x 340mm)
**Packaged with
Coping Units.**

4 BLOCK COMBO BUNDLE

*Onyx available in Coping and End Coping only.

Ortana

Legacy Collection



CHAMPAGNE **NEW!**



SANDALWOOD



DESERT



TIMBERWOOD



MARBLE GREY **NEW!**



ONYX

Walls/Pillars: Ortana, Timberwood

Wall Caps: Ortana, Desert

Slabs: Molina® 60mm, Moraine with Twilight border



Standard Unit
7.87 x 5.91 x 11.81"
(200 x 150 x 300mm)
Individually Packaged



Tapered Unit
Front Width 7.87 x Back Width 5.91 x 5.91 x 11.81"
(Front Width 200 x Back Width 150 x 150 x 300mm)
Individually Packaged



90° Corner Unit
11.81 x 5.91 x 7.87"
(300 x 150 x 200mm)
Individually Packaged



2' Split-Face Coping Unit
24.02 x 2.95 x 11.81"
(610 x 75 x 300mm)
Individually Packaged


For right and left corner info, consult the Ortana product sheet available on our website.

Scan to view!



Proterra™ Smooth

Nueva® Collection



GREYFIELD, SMOOTH



NATURAL, SMOOTH

Walls: Proterra™ Smooth, Natural



Standard Unit
39.37 x 7.28 x 14.76"
(1000 x 185 x 375mm)

Smooth on both faces
Individually Packaged



Double Unit
39.37 x 7.28 x 29.52"
(1000 x 185 x 750mm)

Split on one face,
smooth on one face
**Packaged with similar
Standard Unit**



Triple Unit
39.37 x 7.28 x 44.29"
(1000 x 185 x 1125mm)

Smooth on both faces
**Packaged with similar
Standard Unit**



Standard Corner Unit
34.44 x 7.28 x 14.76"
(875 x 185 x 375mm)

Smooth on both faces
and closed end
Individually Packaged



Coping Corner/End Unit
34.44 x 7.28 x 16.92"
(875 x 185 x 430mm)

Smooth on both faces
and closed end
Individually Packaged



Coping-Step Unit
39.37 x 7.28 x 16.92"
(1000 x 185 x 430mm)


Smooth on both faces
Individually Packaged

Note: For right and left corner info, consult the Proterra™ product sheet available on our website.

PLEASE NOTE: Special order products require a minimum order quantity, and lead times may vary. Please contact your local authorized Oaks distributor or Territory Manager for additional information.

Proterra™ Split

Legacy Collection



GREYFIELD, SPLIT



NATURAL, SPLIT



TIMBERWOOD, SPLIT

Walls: Proterra™ Split, Natural



Standard Unit
39.37 x 7.28 x 14.76"
(1000 x 185 x 375mm)

Two units split on one face, smooth on one face
One unit split on both faces

Individually Packaged



Double Unit
39.37 x 7.28 x 29.52"
(1000 x 185 x 750mm)

Split on one face, smooth on one face

Packaged with similar Standard Unit



Standard Corner Unit
34.44 x 7.28 x 14.76"
(875 x 185 x 375mm)

Split on front face and closed end

Individually Packaged



Coping Corner/End Unit
34.44 x 7.28 x 16.92"
(875 x 185 x 430mm)

Split on front face and closed end

Individually Packaged



Coping-Step Unit
39.37 x 7.28 x 16.92"
(1000 x 185 x 430mm)

Split on one face, smooth on one face

Individually Packaged

Note 1: For right and left corner info, consult the Proterra™ product sheet available on our website.

Note 2: Triple unit only available as Smooth. See Proterra™ Smooth page 43.

PLEASE NOTE: Special order products require a minimum order quantity, and lead times may vary. Please contact your local authorized Oaks distributor or Territory Manager for additional information.

WALL FEATURES & RECOMMENDED USES

Product Matrix

PRODUCT	SIZES	RECOMMENDED USES						FUNCTIONAL FEATURES		
		GARDEN WALL	RETAINING WALL	CURB	PILLAR	TREE RING	FEATURE*	DOUBLE-SIDED	BUILT-IN INTERLOCK	CORED
Modeco One	Standard Unit	√				√		√		
Laredo Smooth	Standard Unit	√		√	√		√	√		
Laredo	Standard Unit	√		√	√		√	√		
	Tapered Unit	√				√	√	√		
Gardenia Linear	Linear Unit	√		√					√	
Modan	Combo Bundle	√		√			√			
	Linear Unit	√		√	√		√			
Nueva® 75 Wall	Combo Bundle	√					√	√	√	
Nueva® 150 Wall	Combo Bundle		√				√	√	√	√
Ortana	Standard Unit	√	√		(Corner Unit)		√	√	√	
	Tapered Unit	√	√				√		√	
Proterra™ Smooth	Standard Unit		√					√	√	
	Double Unit		√						√	
	Triple Unit		√						√	
Proterra™ Split	Standard Unit		√						√	
	Double Unit		√						√	

*Feature = Fire pit/fire table, water feature, outdoor kitchen

WALL TYPE/ALIGNMENT & INSTALLATION

PRODUCT	SIZES	STRAIGHT WALL	CURVED WALL	FREE-STANDING	SINGLE-DEPTH GRAVITY	MULTI-DEPTH GRAVITY	STABILIZED BACKFILL	GEOGRID REINFORCED	MACHINE INSTALL
Modeco One	Standard Unit	√	√	√	√				
Laredo Smooth	Standard Unit	√		√	√				
Laredo	Standard Unit	√		√	√				
	Tapered Unit		√	√	√				
Gardenia Linear	Linear Unit	√			√				
Modan	Combo Bundle	√			√				
	Linear Unit	√			√				
Nueva® 75 Wall	Combo Bundle	√		√	√				
Nueva® 150 Wall	Combo Bundle	√		√	√		√	√	
Ortana	Standard Unit	√		√	√		√	√	
	Tapered Unit		√		√		√	√	
Proterra™ Smooth	Standard Unit	√		√	√	√	√	√	√
	Double Unit	√		√	√	√	√	√	√
	Triple Unit	√		√	√	√	√	√	√
Proterra™ Split	Standard Unit	√		√	√	√	√	√	√
	Double Unit	√		√	√	√	√	√	√

FREESTANDING & RETAINING WALL

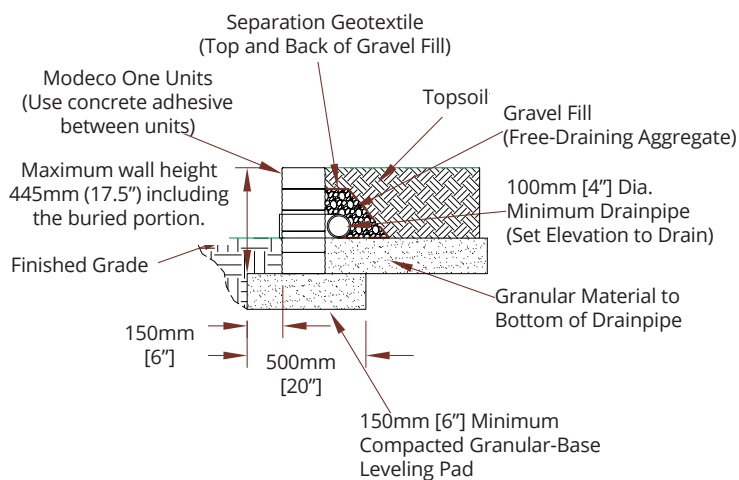
Capabilities Chart

This chart provides general construction limits based on a typical planter bed behind the wall. Reference the available Estimating Guides (Nueva®, Ortana & Proterra™) for higher retaining walls, where there is any sort of load (slope, fence, traffic) behind the wall, or where any other special conditions exist. Design support is recommended when there is a pedestrian guard required [area behind the wall is accessible and the wall height exceeds 600mm (23.6")] and/or a building permit is required [wall height exceeds 1,000mm (39.4")].

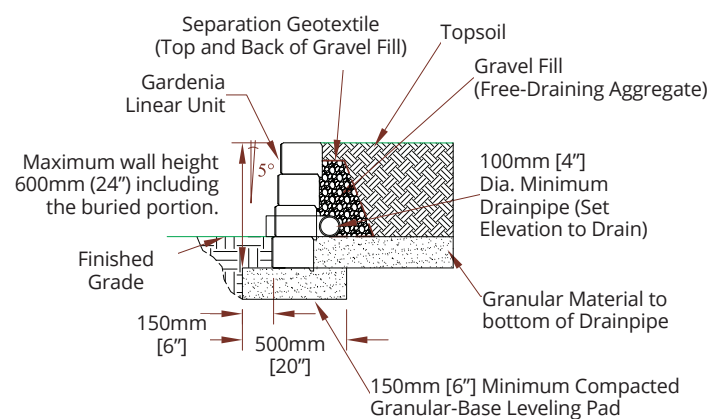
WALL BLOCK TYPE	DESIGN	MAXIMUM WALL HEIGHT UNDER IDEAL CONDITIONS		ADHESIVES REQUIRED	SETBACK ANGLE DEGREES	MINIMUM OUTSIDE RADIUS	
		INCHES	MILLIMETRES			INCHES	MILLIMETRES
Modeco One	Vertical	17.5	445	yes	0	30.25	768
Laredo Smooth	Vertical	19.1	485	yes	0	n/a	n/a
Laredo	Vertical	19.1	485	yes	0	n/a	n/a
Gardenia Linear	Setback	24	600	no	5	n/a	n/a
Modan	Vertical	21.7	550	yes	0	n/a	n/a
Nueva® 75 Wall	Vertical	20.7	525	no	0	n/a	n/a
	Setback	20.7	525	no	3.5	n/a	n/a
Nueva® 150 Wall	Vertical	20.7	525	no	0	n/a	n/a
	Setback	20.7	525	no	3.5	n/a	n/a
Ortana	Vertical	20.7	525	no	0	48	1219
	Setback	26.6	675	no	7	48	1219
Proterra™	Vertical	21.9	555	no	0	n/a	n/a
	Setback	36.4	925	no	8	n/a	n/a

Note 1: Maximum height includes the buried portion of the wall and the coping unit (where applicable)
Note 2: Concrete adhesive is required as there is no form of interlock between units.

Vertical Option



Setback Option



DIY? View our Garden Wall Installation Guide!



Scan to view!
 Visit [OAKSpavers.com/en/resource-search/garden-wall-installation-guidelines](https://oakspavers.com/en/resource-search/garden-wall-installation-guidelines)



Packaging Specs

Weights/Piece are approximate.

BUNDLE SPECIFICATIONS						PER SECTION SPECIFICATIONS					
COPINGS	LAYERS	SQ. FT.	LIN. FT.	PCS	WEIGHT	SECTIONS	SQ. FT.	LIN. FT.	PCS	WEIGHT	WEIGHT/PCS
Oasis Coping	9	85	72	36	2448	Layer	9.5	8	4	272	68
Cassina Coping	2	52	52	78	1716	3	17.3	17.3	26	572	22
CURBS & STEPS	LAYERS	SQ. FT.	LIN. FT.	PCS	WEIGHT	SECTIONS	SQ. FT.	LIN. FT.	PCS	WEIGHT	WEIGHT/PCS
Fronterra Curb	4	-	125.1	108	2948	Layer	-	31.3	27	737	27.3
Aria Step	1	8.5 (face) 20.6 (top)	15.75	4	1600	No sections available for Aria Step					400
Nueva® Step	1	7.8 (face) 20.6 (top)	15.7	4	1440	-	-	-	-	-	360
MODECO ONE	LAYERS	SQ. FT.	LIN. FT.	PCS	WEIGHT	SECTIONS	SQ. FT.	LIN. FT.	PCS	WEIGHT	WEIGHT/PCS
Standard Unit	6	27.9 (straight) 31.7 (outside) 24.1 (inside)	95.7 (straight) 108.7 (outside) 82.7 (inside)	180	2520	Layer	4.7 (straight) 5.3 (outside) 4 (inside)	16 (straight) 18 (outside) 13.8 (inside)	30	420	14
LAREDO SMOOTH	LAYERS	SQ. FT.	LIN. FT.	PCS	WEIGHT	SECTIONS	SQ. FT.	LIN. FT.	PCS	WEIGHT	WEIGHT/PCS
Standard Unit NEW!	3	25.5	80	84	2352	4	6.4	20	21	588	28
LAREDO	LAYERS	SQ. FT.	LIN. FT.	PCS	WEIGHT	SECTIONS	SQ. FT.	LIN. FT.	PCS	WEIGHT	WEIGHT/PCS
Standard Unit	5	30.3	95.3	100	2800	4	7.57	23.83	25	700	28
Tapered Unit	5	27.1	75.8	150	2700	6	5.22 outside	16.41 outside	25	450	18
GARDENIA LINEAR	LAYERS	SQ. FT.	LIN. FT.	PCS	WEIGHT	SECTIONS	SQ. FT.	LIN. FT.	PCS	WEIGHT	WEIGHT/PCS
Linear Unit	4	31	63	32	2848	2	15.5	31.5	16	1424	89
90° Corner Unit	4	51.6	104.4	64	2880	2	25.8	52.2	32	1440	45
MODAN	LAYERS	SQ. FT.	LIN. FT.	PCS	WEIGHT	SECTIONS	SQ. FT.	LIN. FT.	PCS	WEIGHT	WEIGHT/PCS
COMBO BUNDLE 330 Unit, 440 Unit, 550 Unit, 660 Unit	3	28.1	78	12 ea.	2884	Layer	9.4	26	4 ea.	961	40 (330 Unit) 53 (440 Unit) 67 (550 Unit) 80 (660 Unit)
Linear Unit	3	25 (wall) 37.5 (column)	69.3	48	2544	Layer	8.3 (wall) 12.5 (column)	23	16	848	53
NUEVA® 75 WALL	LAYERS	SQ. FT.	LIN. FT.	PCS	WEIGHT	SECTIONS	SQ. FT.	LIN. FT.	PCS	WEIGHT	WEIGHT/PCS
COMBO BUNDLE 16" Unit, 20" Unit, 20" Corner/End Unit, 24" Unit	6	19.5	78	12 ea.	2589	Layer	3.3	13	2 ea.	432	43 (16" Unit) 54 (20" Unit) 54 (20" Cor./End) 65 (24" Unit)
Coping Unit Coping End Unit	8	11.6	47.2	16 8	1872	Layer	1.5	5.9	2 1	234	78 78
NUEVA® 150 WALL	LAYERS	SQ. FT.	LIN. FT.	PCS	WEIGHT	SECTIONS	SQ. FT.	LIN. FT.	PCS	WEIGHT	WEIGHT/PCS
COMBO BUNDLE 16" Unit, 20" Unit, 20" Corner/End Unit, 24" Unit	4	26	52.5	8 ea.	3200	Layer	6.5	13.1	2 ea.	800	76 (16" Unit) 90 (20" Unit) 110 (20" Cor./End) 124 (24" Unit)
Coping Unit Coping End Unit	8	11.6	47.2	16 8	1872	Layer	1.5	5.9	2 1	234	78 78
ORTANA	LAYERS	SQ. FT.	LIN. FT.	PCS	WEIGHT	SECTIONS	SQ. FT.	LIN. FT.	PCS	WEIGHT	WEIGHT/PCS
Standard Unit	3	19.4	39.4	60	2760	4	4.9	9.9	15	690	46
Tapered Unit	3	19.4	39.4	60	2400	No sections available for tapered units					40
90° Corner Unit	4	19.4	39.4	24	1128	No sections available for corner units					47
2' Coping Unit	6	11.8	48	24	1680	2	5.9	24	12	840	70

Packaging Specs

BUNDLE SPECIFICATIONS						PER SECTION SPECIFICATIONS					
PROTERRA™ SMOOTH	LAYERS	SQ. FT.	LIN. FT.	PCS	WEIGHT	SECTIONS	SQ. FT.	LIN. FT.	PCS	WEIGHT	WEIGHT/PCS
Standard Unit	3	18	29.5	9	3150	Layer	6	9.8	3	1050	350
COMBO BUNDLE Standard, Double	3	6 ea.	9.8 ea.	3 ea.	3150	Layer	2 ea.	3.3 ea.	1 ea.	1050	350 (Std.) 700 (Dbl.)
Triple Unit	3	6	9.8	3	3150	Layer	2	3.3	1	1050	1050
Standard Corner Unit	3	24.6	40.6	9	3150	Layer	8.2	13.5	3	1050	350
Coping Corner/End Unit	3	17.1	28.1	6	2400	Layer	5.7	9.4	2	800	400
Coping-Step Unit	3	12	19.6	6	2388	Layer	4	6.5	2	796	398
PROTERRA™ SPLIT	LAYERS	SQ. FT.	LIN. FT.	PCS	WEIGHT	SECTIONS	SQ. FT.	LIN. FT.	PCS	WEIGHT	WEIGHT/PCS
Standard Unit	3	18	29.5	9	3150	Layer	6	9.8	3	1050	350
COMBO BUNDLE Standard, Double	3	6 ea.	9.8 ea.	3 ea.	3150	Layer	2 ea.	3.3 ea.	1 ea.	1050	350 (Std.) 700 (Dbl.)
Standard Corner Unit	3	22.4	36.9	9	2772	Layer	7.4	12.3	3	924	308
Coping Corner/End Unit	3	15.6	25.7	6	2088	Layer	5.2	8.6	2	696	348
Coping-Step Unit	3	12	19.6	6	2388	Layer	4	6.5	2	796	398

Weights/Piece are approximate.

CHOOSING A Contractor

You are about to invest in a long-lasting concrete landscape project. Like any construction project, the quality of the final result is highly dependent on the quality of the contractor doing the work.



Recommended Contractor Qualifications:

- Member of ICPI and/or Landscape Ontario
- ICPI Certified Concrete Paver Installer or ICPI Accredited Paver Installer Company
- Project references (recommend installation experience of a minimum of 10,000 square feet)
- 2 year installation warranty
- Verify insurance and applicable licenses
- Adhere to the installation guidelines recommended by ICPI

To find a certified installer visit: www.icpi.org





On the front cover:

Nueva® XL Slab, Cloudburst

Distributed by/Authorized Dealer:



OAKSPAVERS.COM

US 1.800.876.OAKS (6257) | **CA** 1.800.709.OAKS (6257)

DETROIT

51744 PONTIAC TRAIL
WIXOM, MI 48393

FARMERSBURG

1256 EAST COUNTY RD. 950 N.
FARMERSBURG, IN 47850

BRAMPTON

225 WANLESS DRIVE
BRAMPTON, ON L7A 1E9

BOISBRIAND

4200, MARCEL-LACASSE
BOISBRIAND, QC J7H 1N3

BROCKVILLE

3007 COUNTY RD. #29, PO BOX 141
BROCKVILLE, ON K6V 5V2

CAMBRIDGE

1038 RIFE ROAD
CAMBRIDGE, ON N1R 5S3

HILLSDALE

2108 FLOS ROAD FOUR EAST
HILLSDALE, ON L0L 1V0

MARKHAM

455 RODICK ROAD
MARKHAM, ON L6G 1B2



Our digital literature is updated throughout the year.
Scan for the latest version.

Product representations shown in this publication are intended to convey the general colour, texture and appearance of the product. Variations may occur in the manufacturing and printing process. Always select from current, physical product samples.

USA21K/03/23-r1-05223